

Understanding Operator Cost Structures

Pete Minich ~
CPMLogistics

Prime Costs

Labor

55% - 65%

COGS

Steak House



Fine Dining



Casual Dining



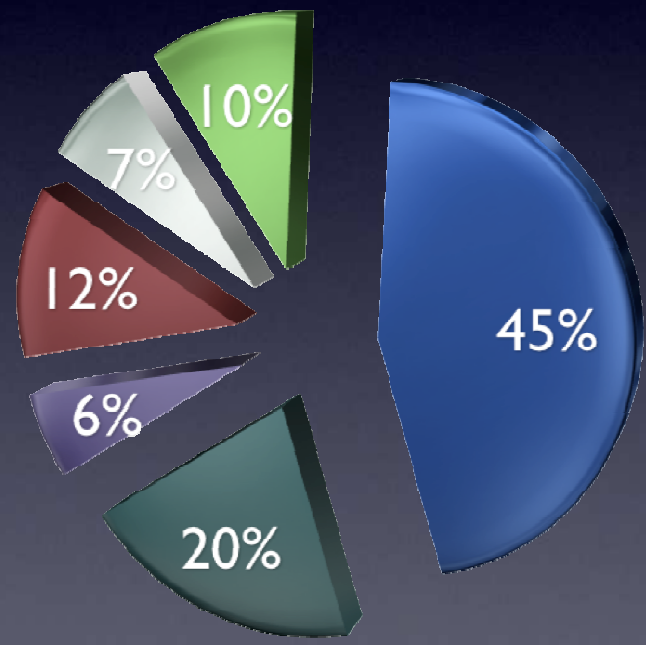
QSR



Steak House

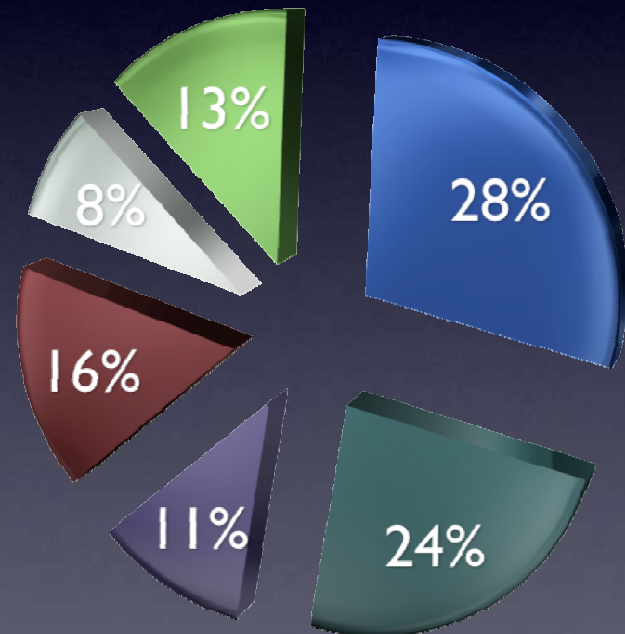


- COGS
- DOE
- Occupancy Cost
- Labor Cost
- Other Costs
- EBITDA



QSR

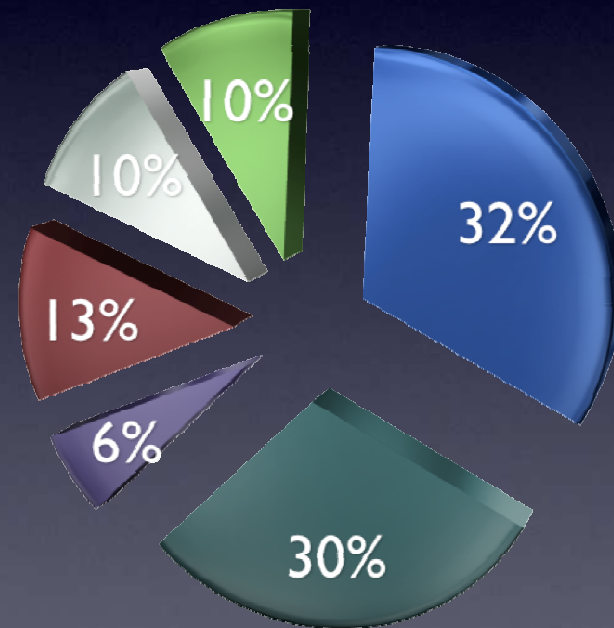
- COGS
- DOE
- Occupancy Cost
- Labor Cost
- Other Costs
- EBITDA



Fine Dining

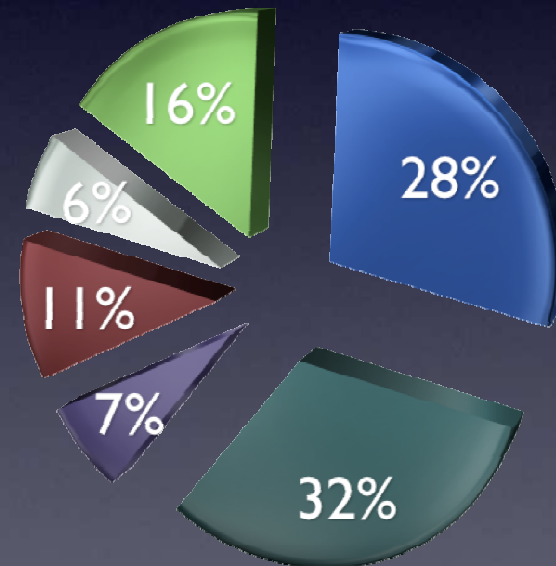


- COGS
- DOE
- Occupancy Cost
- Labor Cost
- Other Costs
- EBITDA



Casual

- COGS
- DOE
- Occupancy Cost
- Labor Cost
- Other Costs
- EBITDA



Thank You!

Q&A

ERROR: syntaxerror
OFFENDING COMMAND: --nostringval--

STACK:

/Title

()

/Subject

(D:20090820115820-04'00')

/ModDate

()

/Keywords

(PDFCreator Version 0.9.5)

/Creator

(D:20090820115820-04'00')

/CreationDate

(mhcummingham)

/Author

-mark-